


HuntTrac/ WebTrac How To:

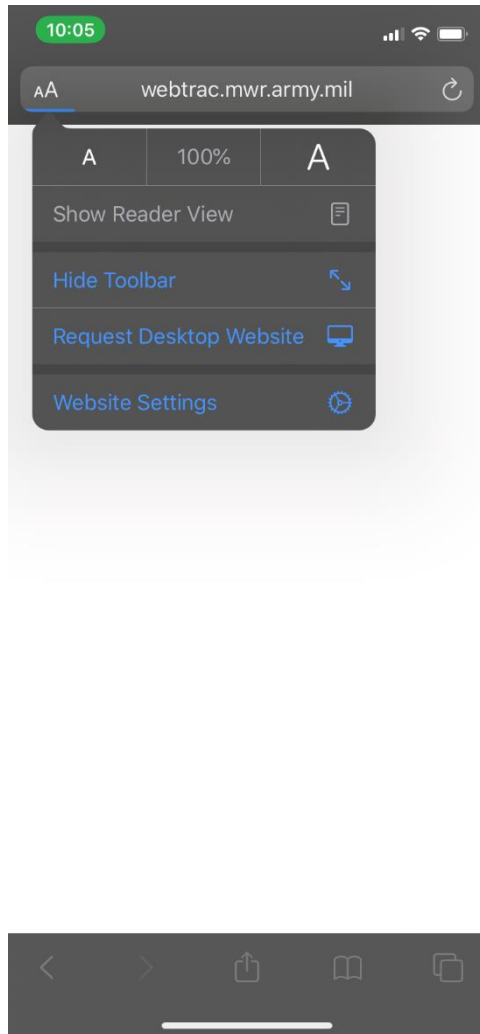
Website Link:

<https://webtrac.mwr.army.mil/webtrac103/wbwsc/apgrectrac.wsc/wbsplash.html?wbp=1>

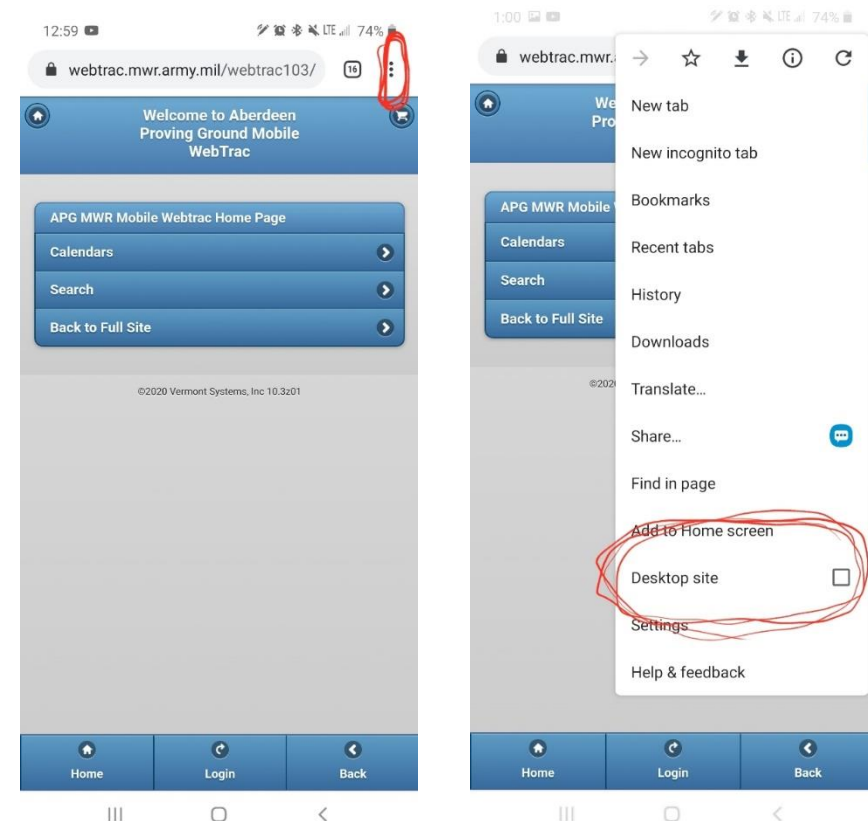


On your cell you want to select “Request Desktop Site” for better viewing

IPHONE
USERS



ANDROID
USERS



How to Check in

On this page enter your
User Name and Password
provided by ODR Team Member

To test the system
User Name: **Hunt**
Password: **2184**
(case sensitive)

NOTE: Will receive actual login
for yourself as a Hunter.



INSTALLATION MANAGEMENT COMMAND
FAMILY AND MWR PROGRAMS

Login | Wishlist (0) | Shopping Cart (0)
Aberdeen Proving Ground | Change Garrison

HOME SEARCH FAQ/HELP

Patron Login

Username:

Password:

Sign In

[Need an account?](#)
[Forgot your password?](#)

[HuntTrac](#)
[Hunting Areas](#)


Aberdeen Proving Grounds
MWR Online Services
Community Recreation

healthy army COMMUNITIES

Army MWR | ArmyOneSource.com | FAQ | Help | Contact Us
©2020 Vermont Systems, Inc. 10.3z01

How to Check in

On this page update your User Name and Password to whatever you would like it to be and save changes.




The screenshot shows a web interface for the "INSTALLATION MANAGEMENT COMMAND FAMILY AND MWR PROGRAMS". The header includes a logo, navigation links (HOME, SEARCH, MY ACCOUNT, VIEW CART, FAQ/HELP), and user options (Logout, Wishlist (0), Shopping Cart (0)). The main content area is titled "Please update the following information about your household:" and contains several sections for updating account information:

- Current User Name:** Hunter
- To change your account settings enter your current Password**
 - Current Password:** [password field]
- Change your User Name**
 - New User Name:** Hunter
 - Retype User Name:** Hunter
- Change your Password**
 - New Password:** [password field]
 - Retype New Password:** [password field]
- Change your Email**
 - Current Primary EMail Address:** apgodrhunting@gmail.com
 - Retype Primary EMail Address:** apgodrhunting@gmail.com [clear icon]

A note indicates "* REQUIRED DATA". At the bottom of the form are "Save Changes" and "Clear Form" buttons. The footer includes the "healthy army COMMUNITIES" logo, contact information, and copyright notice.


How to Check in

Once logged in click on Hunting Areas under HuntTrac



How to Check in

Once you clicked that
it will open up to this
screen



How to Check in

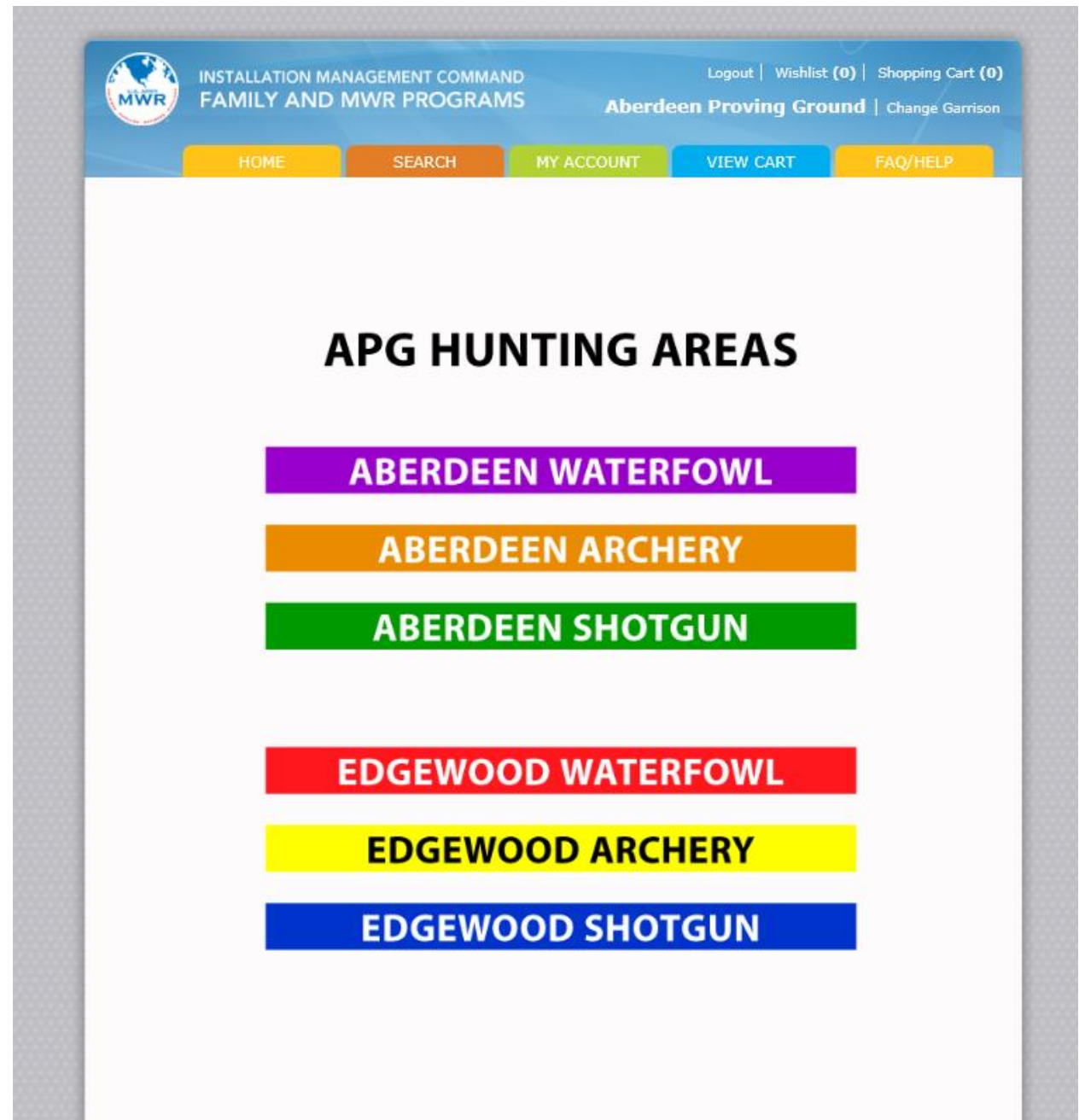
In order to
reserve an
area click
Check In.

You are
checking in to
an area.

The screenshot shows the Aberdeen Proving Grounds HuntTrac Hunter Check-in System interface. At the top, there is a blue header with the MWR logo, the text "INSTALLATION MANAGEMENT COMMAND FAMILY AND MWR PROGRAMS", and links for "Logout", "Wishlist (0)", and "Shopping Cart (0)". Below this is a navigation bar with buttons for "HOME", "SEARCH", "MY ACCOUNT", "VIEW CART", and "FAQ/HELP". The main content area features a "Welcome!" message, a "My Account" section with links for "Update Household" and "Change Login Info", and a large banner image of a soldier silhouetted against a sunset. Below the banner, the text "Aberdeen Proving Grounds HuntTrac Hunter Check-in System" is displayed. A red arrow points to the "Area Check In" button, which is represented by a compass icon. Next to it is the "Area Checkout" button, also represented by a compass icon. The footer contains the "healthy army COMMUNITIES" logo, links for "Army MWR", "ArmyOneSource.com", "FAQ", "Help", and "Contact Us", the copyright notice "©2020 Vermont Systems, Inc. 10.3z01", and two military service emblems.

How to Check in

Select the species you would like to hunt from the list to the left.



ARCHERY LANDPAGES

Area Reservations

03/18/2020 - 03/18/2020

Reservation Start Date

03/18/2020

Reservation Member

LYNDEY MOORE

Reservation Category

ARCH

Search

ABERDEEN ARCHERY - HUNTING AREAS

1	2	3	12	19	CLOSED	CLOSED
CLOSED	CLOSED	CLOSED	CLOSED	CLOSED	CLOSED	CLOSED
CLOSED	CLOSED	33A	34	35	36	37
38	39	40	41	42	43	44
45	45A	46	47	49	50	51
54	56	57	58	62	63	64
65	66	67	68	69	70	71
72	300	301A	304	305	306	307
308	314	315	316	317	319	320
321	322	324	325	326	327	328
329	330	331	332	333	334	335
353	354	355	358	360	361	363
370	371	372	373	374	375	376

Area Reservations

03/18/2020 - 03/18/2020

Reservation Start Date

03/18/2020

Reservation Member

LYNDEY MOORE

Reservation Category

ARCH

Search

EDGEWOOD ARCHERY - HUNTING AREAS

400	400A	401	401A	401B	402
402A	402B	403	403A	403B	403C
403D	404	405	406	407	408
409	409A	410	411	412	414
417	418	419	420	431	433
434	435	436	437	438	439
440	441	443	443A	443B	445
446	CLOSED	CLOSED	CLOSED	CLOSED	CLOSED
CLOSED	CLOSED	CLOSED	CLOSED	CLOSED	489B
489C	489D	492	493	494	496
497	497A	498	499		

SHOTGUN LANDPAGES

Area Reservations

03/18/2020 - 03/18/2020

Reservation Start Date

03/18/2020

Reservation Member

LYNDEY MOORE

Reservation Category

SHOT

Search

ABERDEEN SHOTGUN - HUNTING AREAS

200	202	204	205	206	207	209A	209C
212	212A	213	213A	214	214A	214B	CLOSED
CLOSED	CLOSED	CLOSED	CLOSED	CLOSED	CLOSED	CLOSED	CLOSED
CLOSED	218A	219	219A	220	220A	221	222
220A	223	224	225	227A	228	229	229A
230	231	233	234	235	235A	236	237
238	238B	239	247A	249	250	251	251B
252	253	254	254A	255	256	256A	256B
257	258	258A	259	260	260B	260C	260D
CLOSED	262	263	264	265	266	267	272
273	274	281	282	282A	283	283A	290
291	292	292A	293	293A	293B	294	294A
295	295A	296A	296B	297	297A	297B	298
299							

Area Reservations

03/18/2020 - 03/18/2020

Reservation Start Date

03/18/2020

Reservation Member

LYNDEY MOORE

Reservation Category

SHOT

Search

EDGEWOOD SHOTGUN - HUNTING AREAS

100	101	CLOSED	CLOSED	CLOSED	CLOSED
CLOSED	CLOSED	CLOSED	CLOSED	123	124
125	126	138	139	140	141
142	143	145	146	147	148
149	150	151	152	153	154
155	155A	156	157	158	159
159A	160	161	162	163	164
165	166	167	168	169	170
171	172	173	174	175	176
177					

WATERFOWL LANDPAGES

Area Reservations

03/18/2020 - 03/18/2020

Reservation Start Date

03/18/2020

Reservation Member

LYNDEY MOORE

Reservation Category

WATER

Search

ABERDEEN WATERFOWL - HUNTING AREAS

1	2	3	4	500	502	504
506	507	CLOSED	CLOSED	CLOSED	CLOSED	CLOSED
CLOSED	515	516	517	518	519	520
521	523	525	526	527	530	531
532	533	534	535	536	539	540
541	542	542A	543	544	545	546
547	548	549	551	552	553	555
556	557	558	559	560	561	562
564	565	566	568	570	570A	570B
571	572	573	574	575	577	579
580	581	582	583	584	CLOSED	CLOSED
CLOSED	CLOSED	CLOSED	590	591	592	593
593A	598	598A	599	599A		

Area Reservations

03/18/2020 - 03/18/2020

Reservation Start Date

03/18/2020

Reservation Member

LYNDEY MOORE

Reservation Category

WATER

Search

EDGEWOOD WATERFOWL - HUNTING AREAS

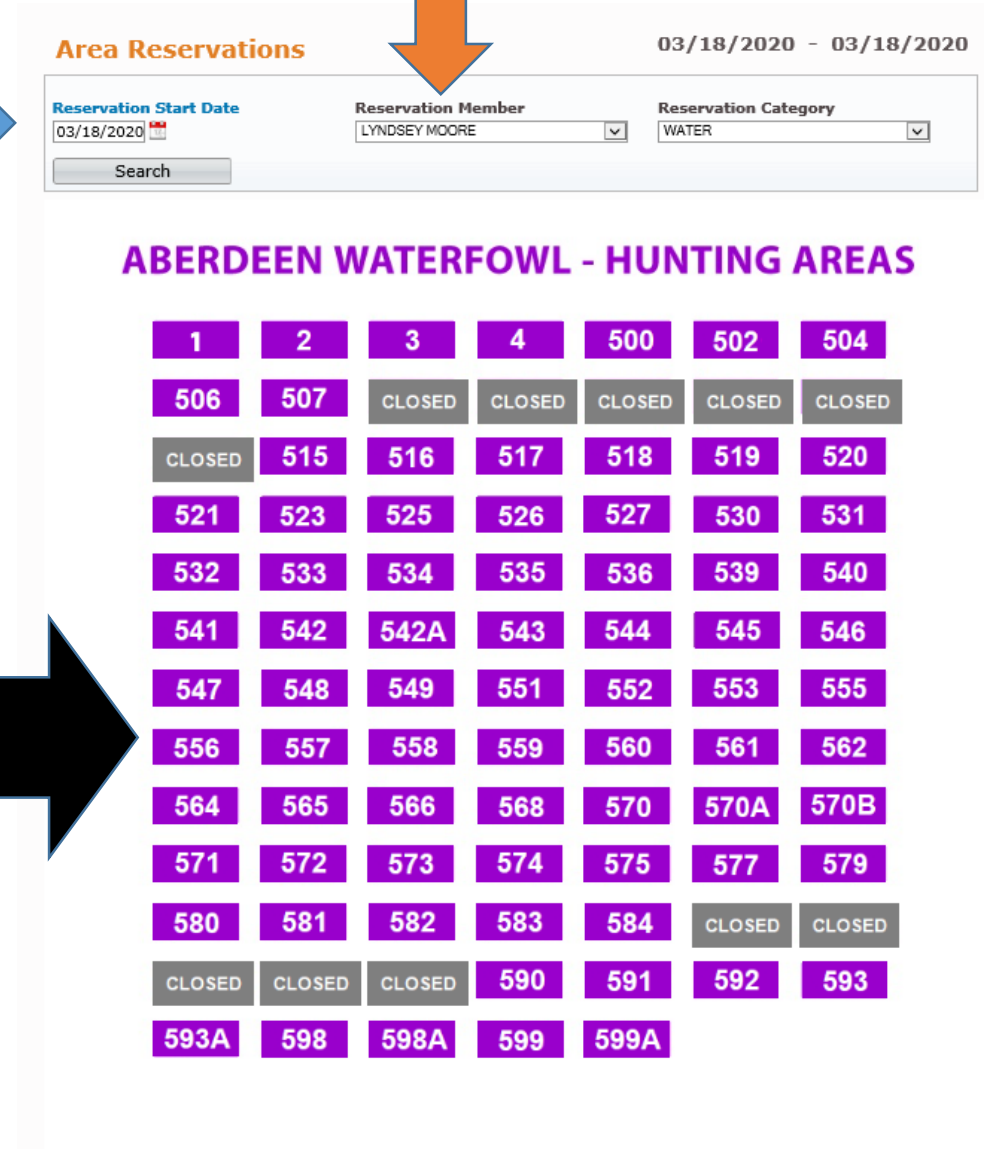
600	602	603	604	605	605A
605B	606	607	608	609	610
611	612	613	614	615	617
617A	618	619	620	621	622
623	624	625	626	627	628
629	630	631	632	633	634
635	636	637	638	639	641
642	643	644	645	646	647
647	653	654	655	656	657
658	659				

How to Check in

Select your Reservation Date.

Select Reservation Member.

Double click the area you would like to select in the areas listed.

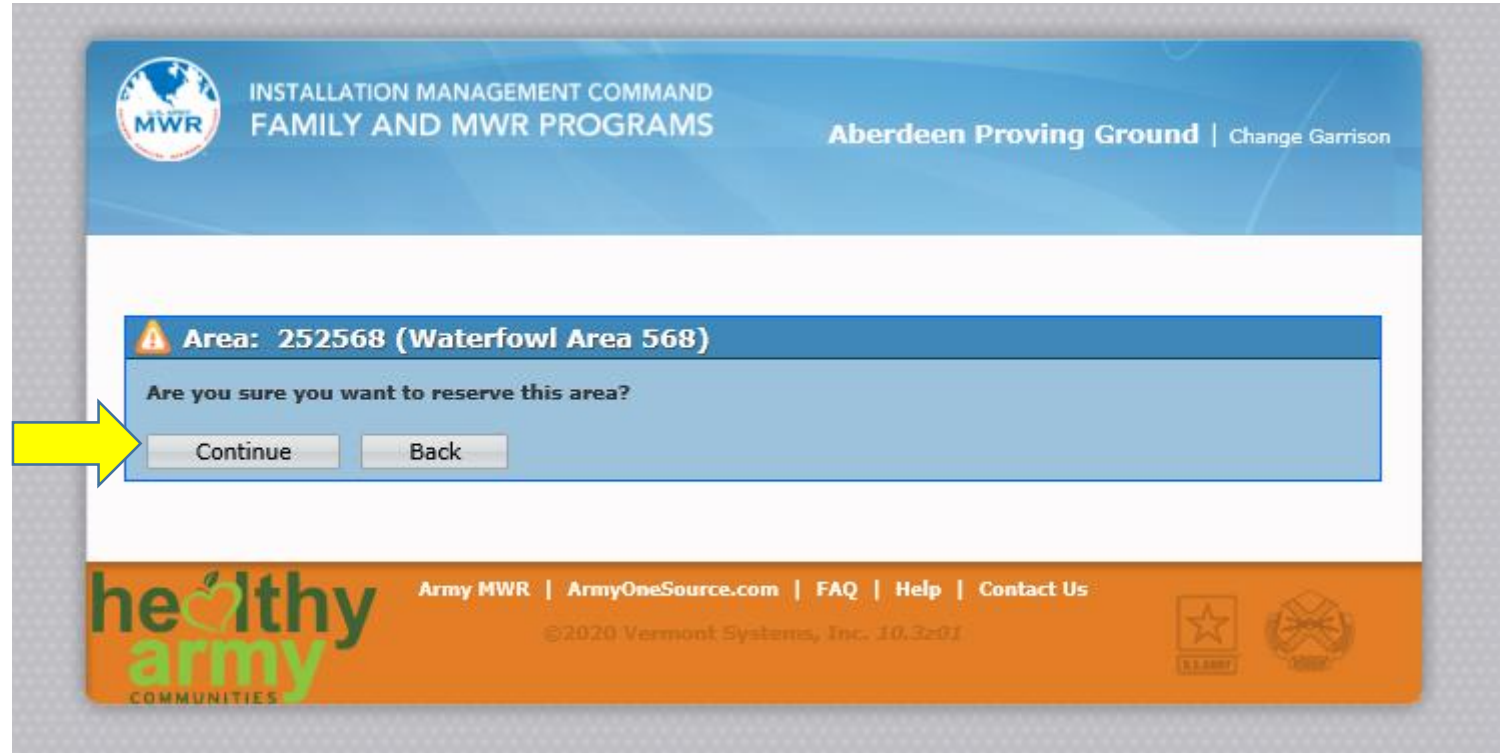


The screenshot shows the 'Area Reservations' interface. At the top, there is a date range '03/18/2020 - 03/18/2020'. Below this is a search bar with three fields: 'Reservation Start Date' (set to 03/18/2020), 'Reservation Member' (set to LYNDSEY MOORE), and 'Reservation Category' (set to WATER). A blue arrow points to the 'Reservation Start Date' field, and an orange arrow points to the 'Reservation Member' field. Below the search bar is a 'Search' button. The main section is titled 'ABERDEEN WATERFOWL - HUNTING AREAS' and contains a grid of area numbers. A large black arrow points to the grid.

ABERDEEN WATERFOWL - HUNTING AREAS						
1	2	3	4	500	502	504
506	507	CLOSED	CLOSED	CLOSED	CLOSED	CLOSED
CLOSED	515	516	517	518	519	520
521	523	525	526	527	530	531
532	533	534	535	536	539	540
541	542	542A	543	544	545	546
547	548	549	551	552	553	555
556	557	558	559	560	561	562
564	565	566	568	570	570A	570B
571	572	573	574	575	577	579
580	581	582	583	584	CLOSED	CLOSED
CLOSED	CLOSED	CLOSED	590	591	592	593
593A	598	598A	599	599A		

How to Check in

Click continue



The screenshot shows the Army MWR Family and MWR Programs web interface. The header includes the MWR logo, the text "INSTALLATION MANAGEMENT COMMAND FAMILY AND MWR PROGRAMS", and the location "Aberdeen Proving Ground | Change Garrison". A central dialog box with a blue header and light blue body contains a warning icon and the text "Area: 252568 (Waterfowl Area 568)". Below this, it asks "Are you sure you want to reserve this area?" and provides "Continue" and "Back" buttons. A yellow arrow points to the "Continue" button. The footer features the "healthy army COMMUNITIES" logo, navigation links for "Army MWR", "ArmyOneSource.com", "FAQ", "Help", and "Contact Us", the copyright notice "©2020 Vermont Systems, Inc. 10.3201", and the Army and MWR logos.

INSTALLATION MANAGEMENT COMMAND
FAMILY AND MWR PROGRAMS

Aberdeen Proving Ground | Change Garrison

Area: 252568 (Waterfowl Area 568)

Are you sure you want to reserve this area?

healthy army COMMUNITIES

Army MWR | ArmyOneSource.com | FAQ | Help | Contact Us

©2020 Vermont Systems, Inc. 10.3201

How to Check in

Will then tell
you

Please be patient..

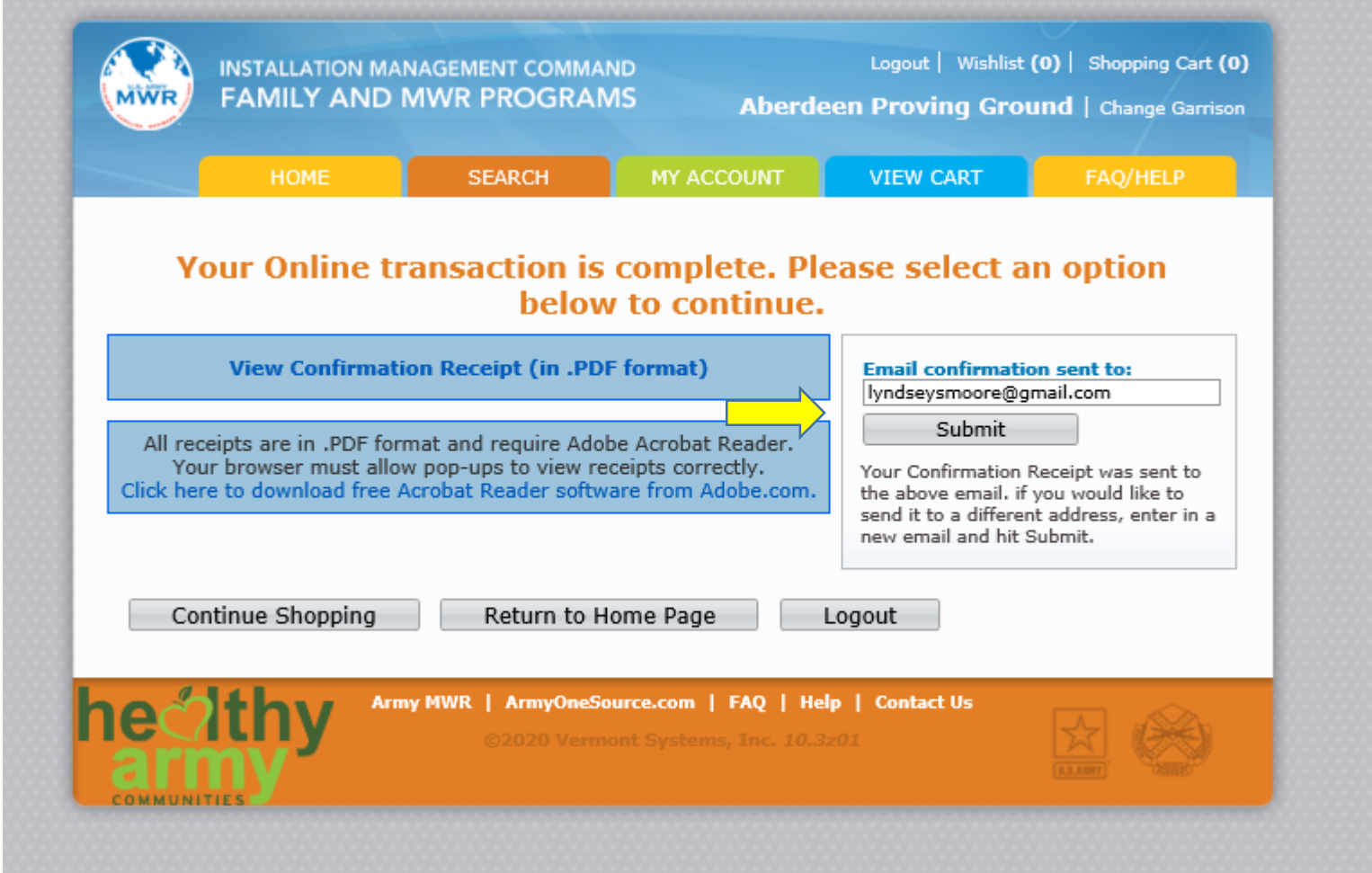
DO NOT click BACK or REFRESH your browser.

If you do not redirected within 5 seconds, [click here](#).

How to Check in

Select Submit in
the email
confirmation.

IF YOU DO NOT
RECEIVE AN
EMAIL YOUR
RESERVATION IS
NOT COMPLETE!



The screenshot shows the 'INSTALLATION MANAGEMENT COMMAND FAMILY AND MWR PROGRAMS' website for Aberdeen Proving Ground. The top navigation bar includes links for HOME, SEARCH, MY ACCOUNT, VIEW CART, and FAQ/HELP. The main content area displays a message: 'Your Online transaction is complete. Please select an option below to continue.' Below this, there is a blue button labeled 'View Confirmation Receipt (in .PDF format)'. A yellow arrow points from this button to a text box on the right. The text box contains the email address 'lyndseysmoore@gmail.com' and a 'Submit' button. Below the text box, it states: 'Your Confirmation Receipt was sent to the above email. if you would like to send it to a different address, enter in a new email and hit Submit.' At the bottom of the main content area, there are three buttons: 'Continue Shopping', 'Return to Home Page', and 'Logout'. The footer includes the 'healthy army COMMUNITIES' logo, links for Army MWR, ArmyOneSource.com, FAQ, Help, and Contact Us, the copyright notice '©2020 Vermont Systems, Inc. 10.3z01', and the U.S. Army and MWR logos.

INSTALLATION MANAGEMENT COMMAND
FAMILY AND MWR PROGRAMS

Logout | Wishlist (0) | Shopping Cart (0)
Aberdeen Proving Ground | Change Garrison

HOME SEARCH MY ACCOUNT VIEW CART FAQ/HELP

Your Online transaction is complete. Please select an option below to continue.

[View Confirmation Receipt \(in .PDF format\)](#)

All receipts are in .PDF format and require Adobe Acrobat Reader.
Your browser must allow pop-ups to view receipts correctly.
[Click here to download free Acrobat Reader software from Adobe.com.](#)

Email confirmation sent to:

Your Confirmation Receipt was sent to the above email. if you would like to send it to a different address, enter in a new email and hit Submit.

healthy army
COMMUNITIES


Army MWR | [ArmyOneSource.com](#) | [FAQ](#) | [Help](#) | [Contact Us](#)
©2020 Vermont Systems, Inc. 10.3z01

U.S. ARMY MWR

How to Check out

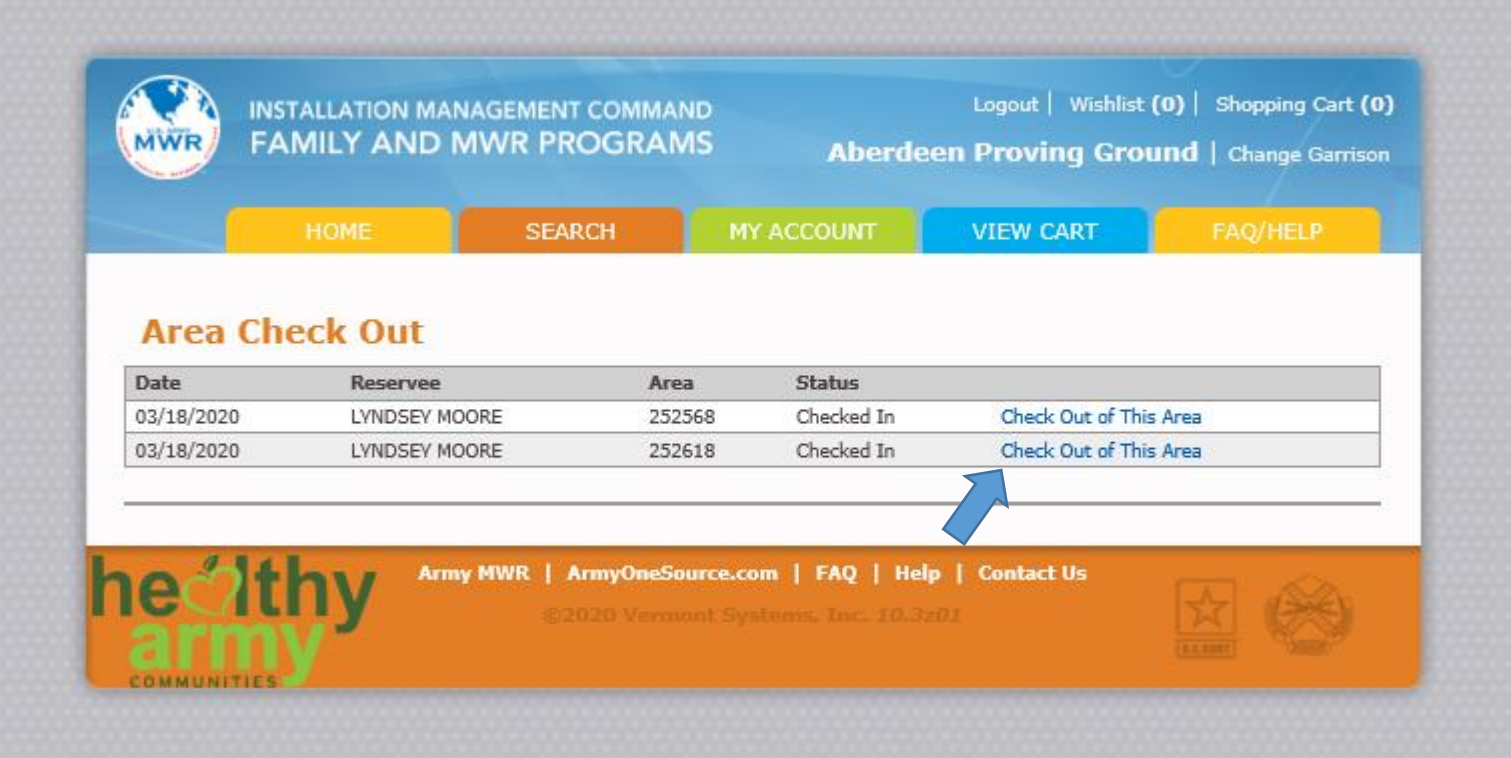
In order to
reserve an area
double click
Check Out.

You are **checking
out** of the area
you were in.



How to Check out

Click
Check Out of This
Area



The screenshot shows the top navigation bar of the MWR website with links for Logout, Wishlist (0), Shopping Cart (0), and Aberdeen Proving Ground. Below the navigation bar is a section titled "Area Check Out" containing a table with columns for Date, Reservee, Area, and Status. Two records are listed, both with a "Check Out of This Area" link. A blue arrow points to the link in the second row. The footer includes the "healthy army" logo, copyright information for Vermont Systems, Inc., and various service links.

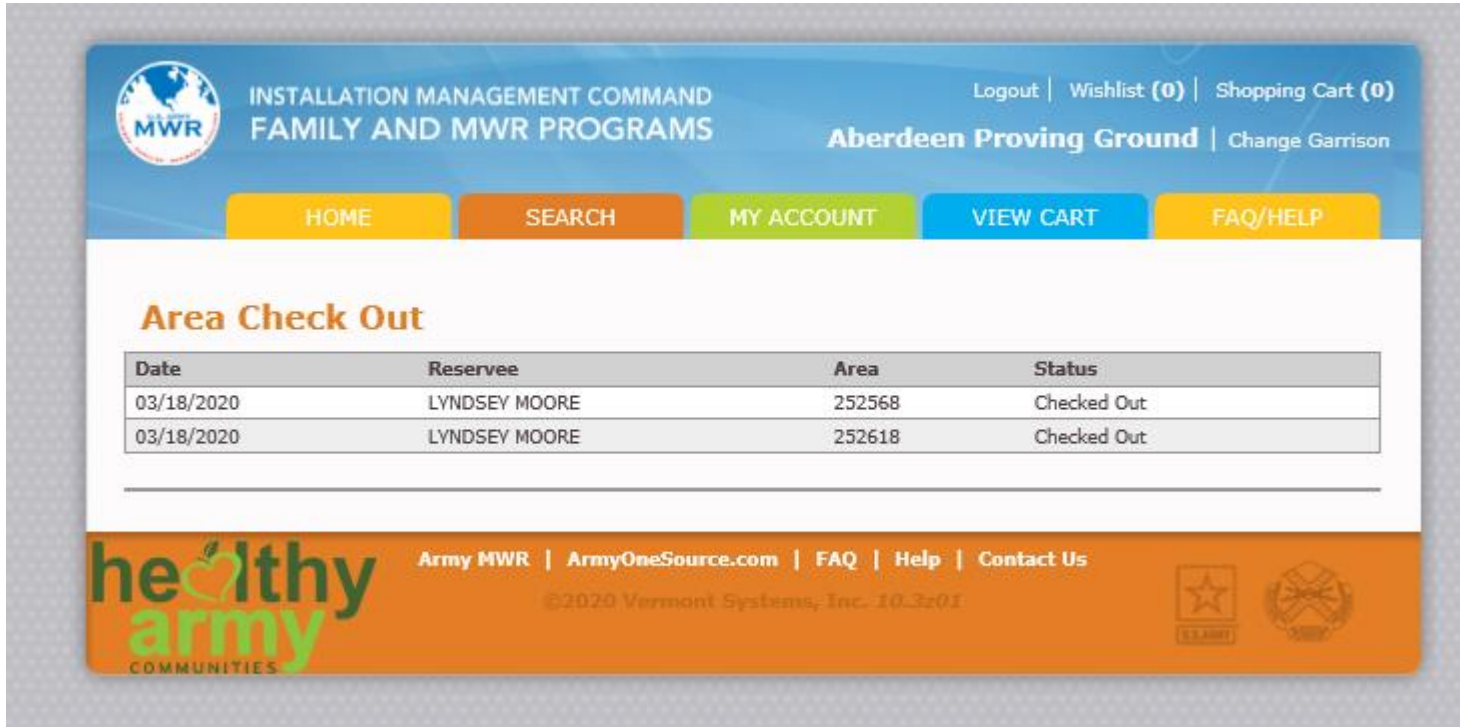
Date	Reservee	Area	Status
03/18/2020	LYNDSEY MOORE	252568	Checked In
03/18/2020	LYNDSEY MOORE	252618	Checked In

How to Check out

Prompt to are
you sure you
want to check
out.

Select Yes.

How to Check out



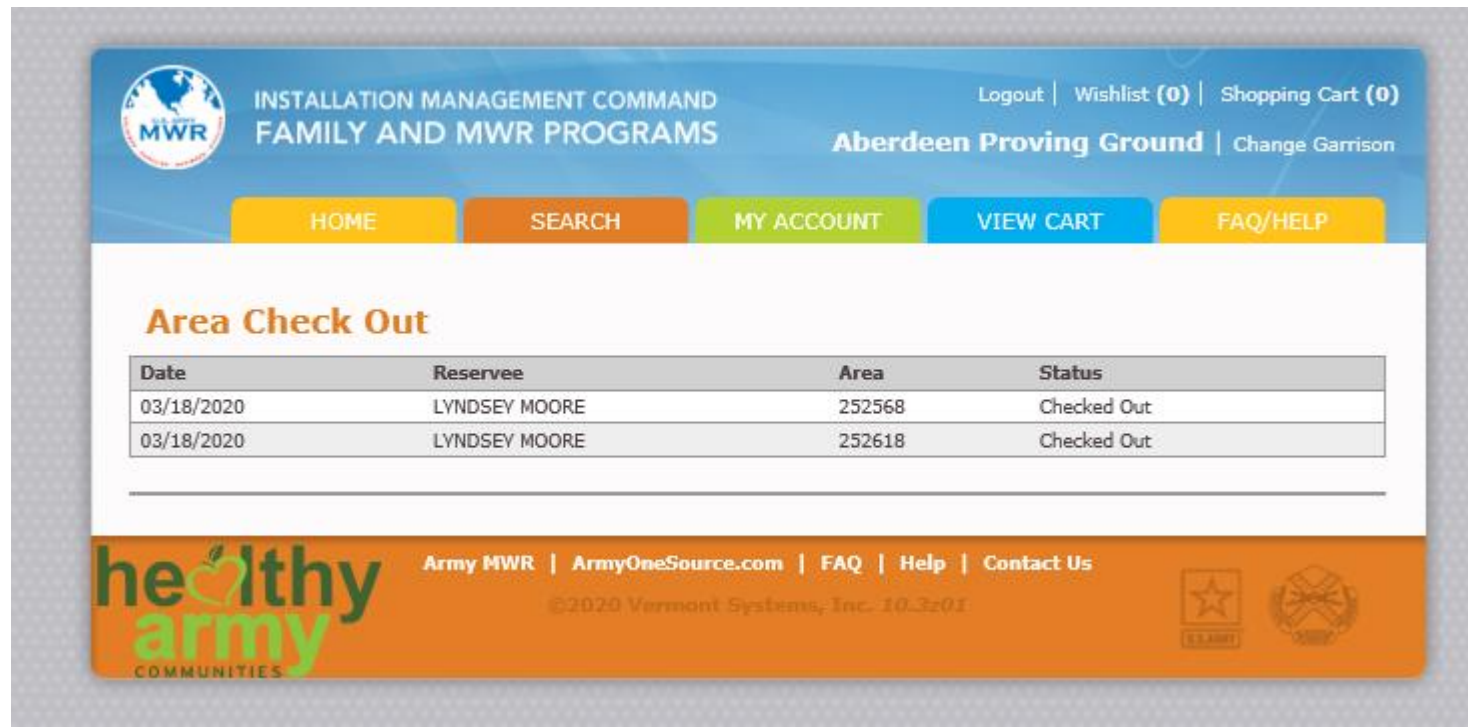
The screenshot shows the 'Area Check Out' section of the MWR Family and MWR Programs website. The header includes the MWR logo, the text 'INSTALLATION MANAGEMENT COMMAND FAMILY AND MWR PROGRAMS', and links for 'Logout', 'Wishlist (0)', and 'Shopping Cart (0)'. Below the header is a navigation bar with buttons for 'HOME', 'SEARCH', 'MY ACCOUNT', 'VIEW CART', and 'FAQ/HELP'. The main content area displays a table with the following data:

Date	Reservee	Area	Status
03/18/2020	LYNDEY MOORE	252568	Checked Out
03/18/2020	LYNDEY MOORE	252618	Checked Out

The footer contains the 'healthy army COMMUNITIES' logo, the text 'Army MWR | ArmyOneSource.com | FAQ | Help | Contact Us', the copyright notice '©2020 Vermont Systems, Inc. 10.3z01', and two military-related icons.

You will see on this page you are checked out.

How to Check out



The screenshot displays the 'Area Check Out' section of the MWR Family and MWR Programs website. The header includes the MWR logo, navigation links (HOME, SEARCH, MY ACCOUNT, VIEW CART, FAQ/HELP), and user options (Logout, Wishlist (0), Shopping Cart (0)). The main content area shows a table with two rows of checked-out reservations for Lyndsey Moore. The footer contains the 'healthy army' logo, contact information, and copyright details.

Area Check Out

Date	Reservee	Area	Status
03/18/2020	LYNDESEY MOORE	252568	Checked Out
03/18/2020	LYNDESEY MOORE	252618	Checked Out

healthy army COMMUNITIES

Army MWR | ArmyOneSource.com | FAQ | Help | Contact Us

©2020 Vermont Systems, Inc. 10.3z01

ES&M